

Start-Up Guide

Typing Pal overview for teachers

The logo for Typing Pal features the words "Typing Pal" in a bold, sans-serif font. Each letter is contained within a colored rectangular block that overlaps with the next. The colors transition from red for "Typing" to orange, yellow, and green for "Pal".

Typing Pal

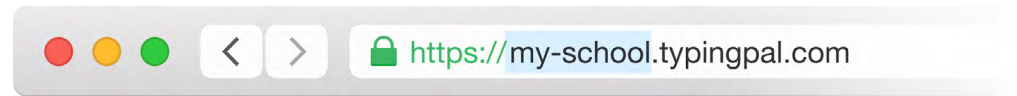
SCHOOL EDITION

The right side of the page features a stylized landscape illustration. It includes a light blue sky with two white clouds, a range of light blue mountains, and a green foreground with rolling hills. A single small tree stands on a hill, and a cluster of three larger evergreen trees is on the right.

LOGGING IN

Easy
access
from
home or
school

Your school's Custom URL (e.g. <https://my-school.typingpal.com>) lets you and your students log in to Typing Pal directly. [See User Guide.](#)



From the login page, enter your credentials using your Typing Pal, Google, Microsoft or Clever account. [See User Guide.](#)

A screenshot of the Typing Pal login page. The page is divided into two main sections. The left section is titled "Log in with a Typing Pal account" and contains two input fields: "Username" and "Password". Below these fields is a green "Log in" button and a checkbox labeled "Remember me". A link "Forgot your password?" is located below the "Log in" button. The right section is titled "Or log in with another account" and contains three options: "Log in with Google" (with the Google logo), "Log in with Microsoft" (with the Microsoft logo), and "Log in with Clever" (with the Clever logo).

Three ways to create an account



Self-registration

Your students can easily create their own Typing Pal accounts using the school's signup code. [See User Guide.](#)

Manual addition

A new student joining your class during the school year can be added quickly by filling out an online form. [See User Guide.](#)



Account creation by import

Your Typing Pal administrator can create all the student accounts for your school by importing an Excel or CSV file. [See User Guide.](#)



AGE GROUPS

For all grade levels



Ages 6 to 11




Ages 12 to 16



Ages 17 and over

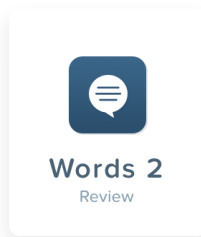
The working environment in Typing Pal is visually appropriate for all ages. However, you have the option to specify your students' age group so the content they see is tailored accordingly.

A different icon for each activity type




Exercises

The exercises gradually introduce new keys.



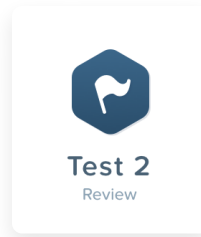
Words

This activity type uses words composed solely of letters already practiced in the exercises.




Texts

The texts include words and complete sentences. Their themes and difficulty levels are tailored to the students' age group.



End-of-step tests

Each test recaps all the keys introduced in the preceding step.



Drills

These activities involve typing some of the most common character sequences in English multiple times.

Activity statuses



Activity completed perfectly
(targets met, no errors)



Activity completed successfully
(targets met)




Activity not yet completed

Tailored activities

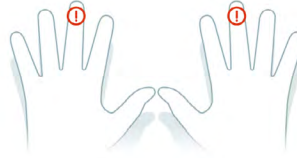
Typing Pal's algorithm creates customized improvement activities for each student, targeting the characters or finger strokes they need to practice more. Your students can choose to work on their speed, accuracy, or both, by typing letter sequences designed especially for them.

Improvement

🎯 Improve my **accuracy**



Improve least accurate **characters**

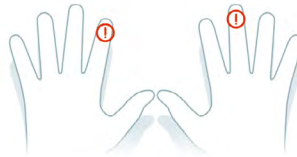


Improve least accurate **fingers**

🔄 Improve my **speed**



Improve slowest **characters**



Improve slowest **fingers**

🏆 Improve **both**



Improve weakest **characters**



Improve weakest **fingers**

BADGES

Collect them all!

Encourage your students to collect badges. They will receive a badge when they complete different Typing Pal challenges.

Progress badges

Progress badges encourage students to complete all the activities.



Performance badges

Performance badges encourage students to excel to the highest levels of keyboard mastery.



Mystery badges

The 10 mystery badges encourage students to explore Typing Pal and try out all its features.



Limited edition badges

Limited edition badges are tied to specific events and can only be unlocked for a limited time. They are designed to stimulate students' interest throughout the year.



GAMES

Stimulating educational games

Playing is a great way to learn! Typing Pal's games offer your students playful and varied learning activities to improve their typing skills by targeting different areas of the keyboard.

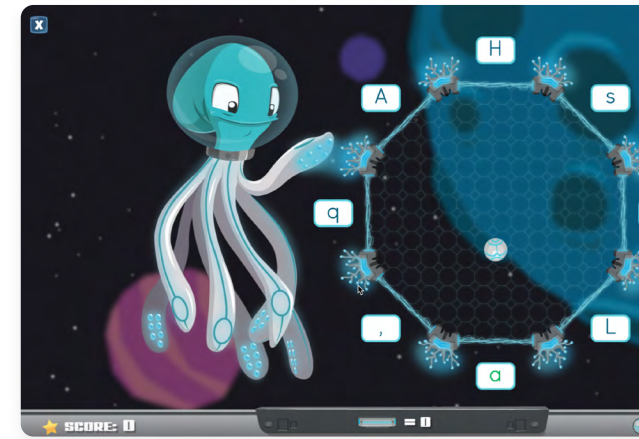
Cosmik Ball

Your students will help a space octopus by typing individual characters to form a protective shield around a dangerous cosmic ball.



Magical Duel

Your students will lead a quest to free the subjects of a magical realm with strategic spell casting that involves typing out words and phrases.



Monkeys in Jeopardy

Your students will have fun typing the correct characters to save monkeys threatened by a storm.



RESULTS AND STATISTICS

Advanced statistical reports

Exportable performance metrics

Export detailed statistical reports on your students' performance to evaluate them.

[See User Guide.](#)

School: Maple Ridge School

Summary Teachers Groups Students Activities **Statistics** Import

Statistics

Display in **words per minute** (Edit)

From to for ?

Averages based on from each selected activity:

Exercises (61/91) Tests (13/13) Texts

Student Log

Show **all results** for each activity in the following categories:

Exercises Tests Texts

Average accuracy: **99 %** — Average speed: **85 wpm** — Total time: **00:04:06**

Activity	Description	Time	Characters	Accuracy	Mistakes	Speed (wpm)	Date
Ferrets		00:14 min	94	98%	1	54	2017/09/19 03:54:52 PM
Dolphins and S...		00:12 min	54	100%	0	82	2017/09/19 03:54:25 PM
Dolphins and S...		00:17 min	54	98%	1	38	2017/09/19 03:52:35 PM
The Arctic Fox		00:12 min	56	100%	0	55	2017/09/19 03:49:54 PM
The Rat		00:09 min	48	100%	0	85	2017/09/19 03:49:07 PM
Crocodiles		00:06 min	38	100%	0	81	2017/09/19 03:48:56 PM
The Parrot and t...		00:09 min	48	100%	0	82	2017/09/19 03:48:45 PM
The Giraffe		00:10 min	53	100%	0	64	2017/09/19 03:48:32 PM

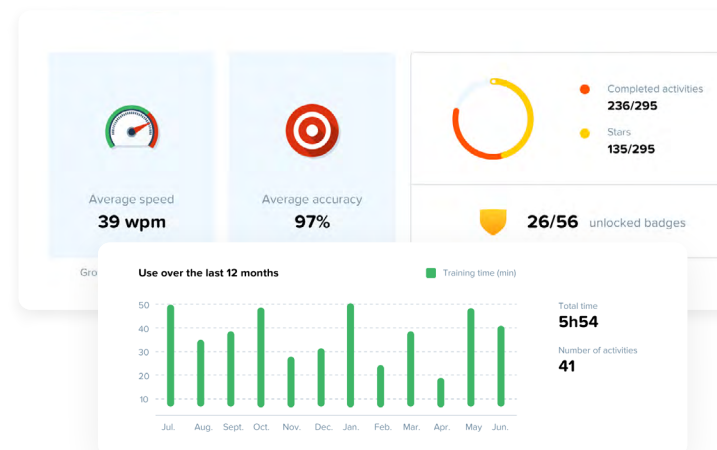
Student activity log

Access video replays to understand why a student is struggling or the reason for an unusual result. [See User Guide.](#)

Reports for parents

Generate a summary report of a student's performance that you can send to their parents.

[See User Guide.](#)



CUSTOMIZING THE PROGRAM

Training adapted to students' needs

Targets

Unit of speed measurement: Words per minute

Accuracy Target: 85 percent

Speed Target: 30 words per minute

The speed target indicates how fast you should be typing at the end of your training. However, in the exercises and tests (except the Final Test), Typing Pal will adjust the speed target according to difficulty and how far you have progressed.

Recommended targets

Accuracy Speed

Age group	Beginner	Intermediate	Expert
17 and older	45	55	65
12-16 years	30	40	50
6-11 years	15	25	35

Save

Tailored targets

Choose the most appropriate speed targets for your group based on their age or training program.

[See User Guide.](#)

Personalized texts

Add texts that you or your students have written to Typing Pal's existing text collection. [See User Guide.](#)

Activities Elm Valley School

Collections of texts Add

The school's collection

New collection

Default collections

- Collection of easy texts
- Collection of intermediate texts
- Collection of difficult texts

Collection: **New collection** Actions

Section 1 - **Frequent Words (4 to 5 Words)** Actions

- Useful Words 1
- Useful Words 2
- Useful Words 3
- Useful Words 4
- Useful Words 5
- Useful Words 6
- Useful Words 7
- Useful Words 8
- Useful Words 9
- Useful Words 10
- Useful Words 11
- Useful Words 12

Section 2 - **Frequent Words (8 to 10 Words)** Actions

- Useful Words 13

Exercises and tests

Questions or comments?



Read the [User Guide](#) to discover all of Typing Pal's advanced features.



Get in touch with us through our [contact form](#) if you have any questions, comments or suggestions for improvement.